


# CHANNEL FITTING SERIES - STANDARD FITTING

COPYRIGHT 2009. SIRIJAYA.COM | PRIVACY | TERMS OF USE



**SB 140**

## FEATURES :

Fully complied to EMC Standard (EN61000-3-2:2000, EN61000-3-3:2000 & CISPR 15:2000). Suitable for ceiling, wall or pendant mounting using suspension systems. Provide maximum efficiency and economical. Discrete appearance achieved with adjustable lampholders. Cover plate held securely by treaded nut, offering large screw area suing hand for fast installation. End to end continuously mounting from preformed punch out type without additional drilling required.

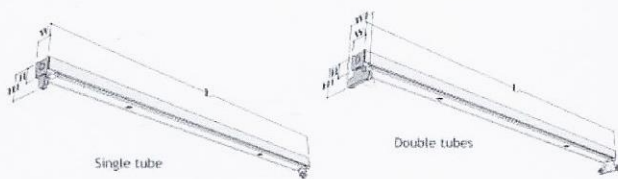
## APPLICATION :

Suitable for most application in commercials, industrials and domestic areas.

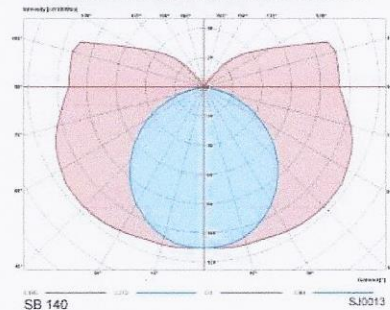
## TECHNICAL DATA :

- Body :** Made of heavy gauge sheet steel.
- Paintwork :** Fully coated with a high gloss white epoxy polyester powder, giving resilient finish.
- Light Source :** Fluorescent TLD lamp of 18/20W, 36/40W and 58/65W.
- Electrical Data :** 240V, 50Hz, Power factor 0.9
- Wire :** HR 105°C
- Ballast :** Polyester Vacuum Impregnated.
- Condenser :** Metallised Polypropylene Film.
- Starter :** SERIES(4W-22W), SINGLE(4W-80W)
- Lamphoder & Starterholder :** Moulded from Polycarbonate Material.

## DIMENSION / ORDERING DATA



## PHOTOMETRIC DATA



TM5 Utilization Factors

Utilization factors		LOR=68.0%					DLOR=51.2%					ULOR=16.8%								
Room reflection		Room index					Room index					Room index								
C	W	F	0.75	1	1.25	1.5	2	2.5	3	4	5	0.75	1	1.25	1.5	2	2.5	3	4	5
0.7	0.5	0.2	N.A.	37	41	44	49	53	65	58	61									
	0.3		N.A.	31	36	39	44	48	51	55	57									
	0.1		N.A.	27	31	35	40	44	47	51	54									
0.5	0.5	0.2	N.A.	33	37	40	44	47	50	53	56									
	0.3		N.A.	29	33	36	40	44	46	50	52									
	0.1		N.A.	25	29	32	37	40	43	47	50									
0.3	0.5	0.2	N.A.	30	34	36	40	43	45	47	48									
	0.3		N.A.	26	30	33	37	40	42	45	47									
	0.1		N.A.	23	27	30	34	37	39	43	45									
0.0	0.0	0.0	N.A.	20	23	25	29	31	33	35	38									

SHR NOM=1.75      SHR MAX=1.90      TR=2.57

MODEL NO.	NO. OF LAMP	L(MM)	W(MM)	W1(MM)	H(MM)	H1(MM)
SB 120	1X18W	616	54	-	44	77
SB 220	2X18W	616	54	100	44	87
SB 140	1X36W	1225	54	-	44	77
SB 240	2X36W	1225	54	100	44	87
SB 340	3X36W	1220	51	130	44	87
SB 165	1X65W	1525	54	-	44	77
SB 265	2X65W	1525	54	100	44	87

Note : Subjected to +/- 1.5mm

\*Specification subject to changes without prior notice.

Photometry result or data are available for interior lux calculation upon requisition. Photometry constructed by own Gonophotometer accurately measure the intensity distribution LOR, photometric factors and lumen per watt of light fittings.

**SJ LITE TRADING SDN.BHD.** (371702-K)  
**SIRIJAYA INDUSTRIES SDN. BHD.** (133828-D)

No.9, Persiaran Perusahaan Kledang Utara 1/4, Kawasan Perindustrian Chandan Raya, 31450 Menglembu, Perak, Malaysia.  
 Tel: 605-2823888(Hunting Line), 2823887, 2823890, 2823892, 2823894 Fax: 605-2823886 Email: marketing@sirijaya.com Website: www.sirijaya.com