



Aluminium Casting Alloy BN Conduit Fittings

Conduit Circular Box




1 WAY BOX

19mm 25mm 31mm 38mm 51mm




2 WAY BOX

19mm 25mm 31mm 38mm 51mm




ANGLE BOX

19mm 25mm 31mm 38mm 51mm




3 WAY BOX

19mm 25mm 31mm 38mm 51mm



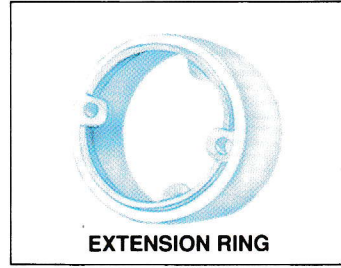
4 WAY BOX

19mm 25mm 31mm 38mm 51mm



LOOPING BOX

1 hole 2hole 3 hole 4 hole




EXTENSION RING




DOME COVER

19mm 25mm




BOLT & SOCKET

19mm



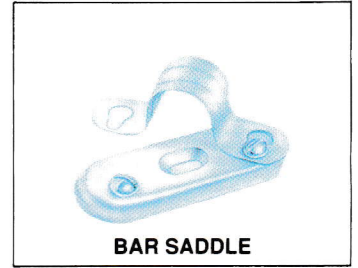
REDUCER

19mmx25mm 19mmx31mm 19mmx51mm
25mmx51mm 31mmx25mm 31mmx38mm
31mmx51mm 38mmx19mm 38mmx25mm
38mmx51mm



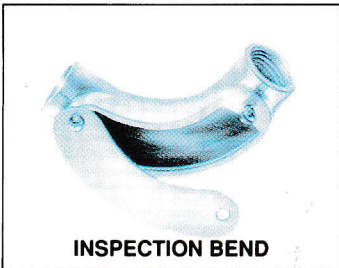
LOCK-NUT

19mm 25mm 31mm 38mm 51mm




BAR SADDLE

19mm 25mm 31mm 38mm




INSPECTION BEND

19mm 25mm 31mm 38mm 51mm




INSPECTION TEE

19mm 25mm 31mm 38mm




INSPECTION ELBOW

19mm 25mm 31mm 38mm




FLEXIBLE ADAPTORS

19mm 12.9mm 15mm 19mmx25mm 25mm
31mm 38mm 51mm



METAL SOCKETS

19mm 25mm 31mm 38mm 51mm



LID COVER

19mm 25mm 31mm 38mm

Dealer's Chop