



Office Address:

United U-LI Building Materials Sdn Bhd (602716-D)

33, Jalan Kartunis U1/47, Temasya Industrial Park,
Section U1, 40150 Shah Alam,
Selangor Darul Ehsan, Malaysia

Tel: 03-5569 5999 Fax: 03-5569 1666 E-mail: salesbm@uli.com.my
website: www.uli.com.my


Literature Disclaimer

The information contained in this brochure is accurate to the best of our knowledge. We provide this information in an advisory capacity only. Any recommendations contained in this literature must first be made to conform to acceptable local conditions and specifications. We reserve the right to amend any information published in this literature without prior notice. United U-LI cannot be held responsible or liable for inaccurate selection or application of our products.

U-LI™ CEILING SUSPENSION SYSTEM



CEILING SUSPENSION SYSTEM



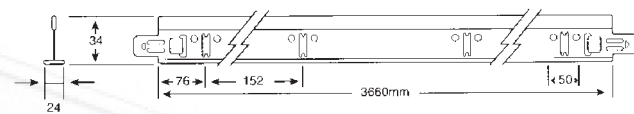
Product Information

U-LI™ Ceiling Suspension System is designed to meet the stringent requirement of today's demanding construction industry. The system provides strong structural stability, versatility and ease of installation.

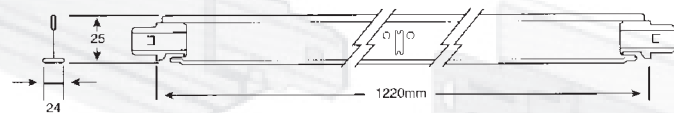
U-LI™ Ceiling Suspension System is made from high strength, hot dipped galvanised steel that meets with JIS G-3302-1998 and ASTM A653/M and is capped with COLOUR BOND strip at the exposed flange. The standard capping colour available is white but other colours can be tailor made according to requirement.

Component Details

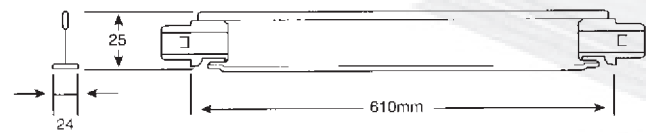
Main Tee (U-LI - MT 12)



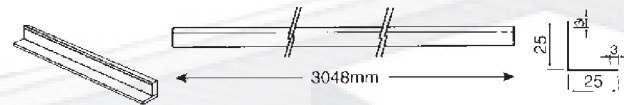
Main Tee (U-LI - CT 4)



Main Tee (U-LI - CT 2)



Main Tee (U-LI - WA 10)



System specification and packing details

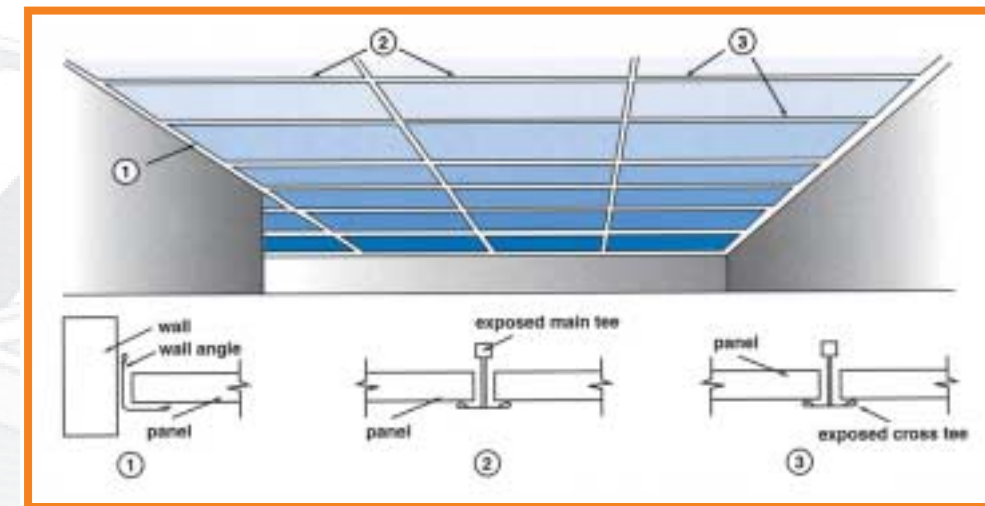
Imperial Size	Finishing	Length (ft)	Height (inch)	Width (inch)	Packing
U-LI - MT 12	White coated	12' - 0"	1 ¹ / ₃	¹⁵ / ₁₆	25 pcs
U-LI - CT 4	White coated	4' - 0"	1	¹⁵ / ₁₆	90 pcs
U-LI - CT 2	White coated	2' - 0"	1	¹⁵ / ₁₆	90 pcs
U-LI - WA 10	White coated	10' - 0"	1	1	50 pcs

Metric Size	Finishing	Length (mm)	Height (mm)	Width (mm)	Packing
U-LI - MT 12/M	White coated	3600mm	34	24	25 pcs
U-LI - CT 4/M	White coated	1200mm	25	24	90 pcs
U-LI - CT 2/M	White coated	600mm	25	24	90 pcs
U-LI - WA 10/M	White coated	3050mm	25	25	50 pcs

Installation Procedures

- 1 U-LI™ Ceiling Suspension System should be installed in accordance with the recommendations of ASTM C635-97, the deflection of any component should not exceed 1/360 of the span.
- 2 Screws, stubnails or dry fasteners should be used for installation onto wall angles, depending on type of wall.
- 3 The main tee should be suspended from the overhead structure with a gauge 14 galvanised steel wire together with a hanger bracket, the spacing for the main tee should be 48" or 24" from centre to centre.
- 4 Cross tees should be inserted into the main tee slot and locked into position using slight forward pressure.

Assembly Illustration



Advantages

- 1 Economical, easy to install and requires less labour to complete installation at minimum time as compared with conventional extruded aluminium tee systems.
- 2 Interchangeability of Main and Cross Tees between systems promotes lower inventory requirements and greater field flexibility.
- 3 The straight entry locking feature of each section allows the system to be installed easily within close proximity overheads.
- 4 The system promotes complete design flexibility and is capable of sustaining loads normally designed for suspended tee systems (please refer to distributed load table)
- 5 Joggled ends of Cross Tees provides a complete flush joint, eliminating gaps between Main and Cross Tees and ensures rigidity at fixtures.
- 6 In line Cross Tee provides true interlocking action.
- 7 Less wastage and mistakes are assured with standard pre-engineered sections. The finished sections are well protected when packed into cartons.
- 8 Main and Cross Tee splices are simple to install, require no tools to lock into position and provide tight fine lined joints.